



MAZDA CX-5

ZOOM-ZOOM

All specifications herein are subject to change without notice.





A CUT ABOVE

Mazda CX-5 has elevated the SUV to a whole new level. Stunning design both inside and out, impressive performance, excellent efficiency and the latest i-Activsense advanced safety technologies all come together to deliver an SUV that truly is a cut above.




AN EXQUISITE LEVEL OF DETAIL

Once inside Mazda CX-5, you immediately find yourself surrounded by a standard of quality that leaves the competition well behind. The Japanese philosophy of 'Jinba Ittai', or 'horse and rider as one', means every element has been crafted to feel like an extension of you, from the luxurious seats to the thoughtfully designed control panel that puts everything within arm's length.




QUALITY THAT GOES BEYOND THE NORM

Mazda CX-5 comes packed full of quality touches to improve the comfort and enjoyment of driver and passengers alike. An extensive range of interior finishes are available to ensure you're surrounded in luxury.



Black cloth
(CORE)




Black leather
(CORE+)

Leather is available on the CORE Trim. Please Speak with your Sales Representative for more nformation.



YOUR WORLD AT YOUR FINGERTIPS

A vibrant 8-inch MZD Connect screen with Apple CarPlay® and Android® Auto functionality, keeps you connected to your smartphone. While the exceptional 10-speaker Bose®* sound system integrated seamlessly throughout the interior, delivers your music, radio and podcasts in crystal clear, hi-fidelity sound.



*Available on CORE+ Trim.




PERFORMANCE THAT RAISES THE BAR

Mazda CX-5 delivers the feeling of pure Zoom-Zoom with efficiency that Mazda's Skyactiv Technology is famous for.

With the 2.0L engine you'll discover improved responsiveness and acceleration that doesn't sacrifice fuel economy.


A HIGHER STANDARD OF SAFETY

Delivering comfort and exhilaration is what drives us, but that never comes at the expense of ensuring every drive in Mazda CX-5 is a safe one. Every grade comes equipped with SRS airbags and technology such as rear parking sensors, tyre pressure monitoring with Dynamic Stability Control (DSC), Traction Control System (TCS), Emergency Brake Assist (EBA) and Electronic Brake-force Distribution (EBD) as standard.







Snowflake White
Pearl Mica



Sonic Silver
Metallic




Machine
Grey Metallic




Titanium
Flash Mica

CHOOSE YOUR COLOUR


Take your pick from the range of colours – all beautifully matched to the bold exterior lines of Mazda CX-5.




Soul Red Crystal
Metallic



Eternal Blue
Mica



Deep Crystal Blue
Mica



Jet Black
Mica



MAZDA CX-5 CORE – STANDARD ACROSS EVERY GRADE

- » 17 inch steel wheels with 225/65 tyres
- » Headlamps (LED)
- » Headlamps auto on/off
- » Wipers (front) 2-speed with rain sensing function
- » Power mirrors (body coloured with folding function)
- » Front seats with: height adjustment and seat-back pockets
- » Rear seats with: reclining function and 40/20/40 split-fold backrest
- » Seat trim: Black cloth
- » 8-inch full colour touch screen display (MZD Connect)
- » Apple Carplay® and Android® Auto
- » Audio system with: AM/FM tuner, and 6 speakers
- » Bluetooth® hands-free phone and audio capability[§]
- » Multi-function commander control
- » Keyless push button engine start
- » Parking sensors (rear)
- » Air-conditioning (dual-zone climate control)
- » Rear-view mirror with auto-dimming
- » Rear View Reverse Camera
- » Electric parking brake with Auto Hold
- » Leather wrapped: gear shift knob and steering wheel



POWERTRAIN

- » 2.0 litre in-line 4 cylinder 16 valve DOHC S-VT petrol (Skyactiv-G) engine with i-stop
- » Drivetrain: FWD
- » Fuel consumption (combined): 6.9L/100km*
- » Maximum power: 115kW @ 6,000rpm
- » Maximum torque: 200Nm @ 4,000rpm
- » Transmission: 6-speed auto (Skyactiv-Drive)

¹ Stop & Go function on Automatic model only. [§] Please check the compatibility of your device (particularly your mobile phone) with the specific Mazda vehicle you intend to purchase as not all devices operate correctly. Visit www.mazda.com.au/Bluetooth or consult your Mazda Dealer for further information. [†] Driver assist technology only and should not be used in place of skilled and safe driving practices. It is the driver's sole responsibility to monitor vehicle surroundings and conditions and comply with all applicable laws at all times. *Fuel consumption figures are based on ADR 81/02 test results. They are useful in comparing the fuel consumption of different vehicles. They may not be the fuel consumption achieved in practice. This will depend on traffic and road conditions and how the vehicle is driven.


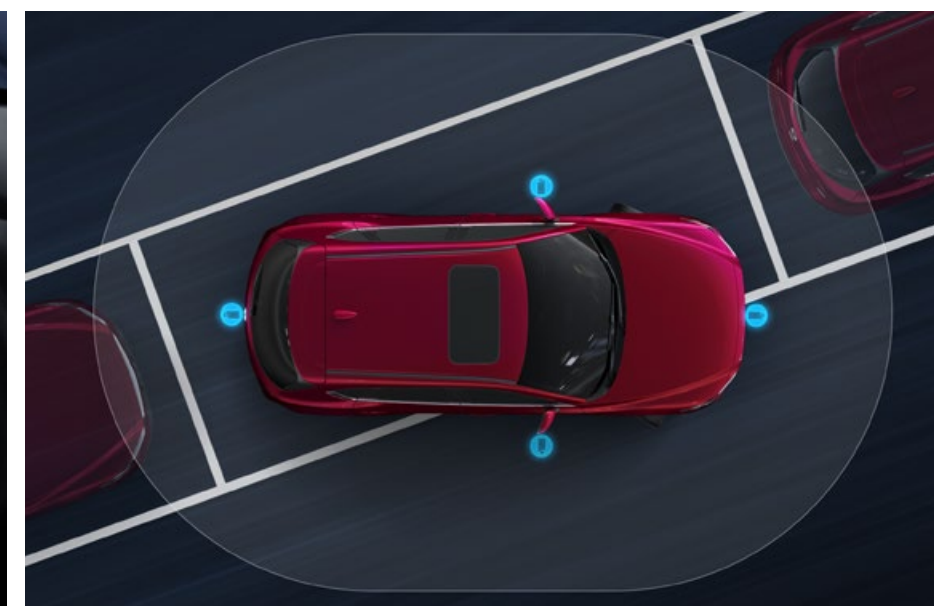


MAZDA CX-5 CORE+ – ADDITIONAL TO CORE

- » 19-inch alloy wheels with 225/55 tyres
- » 360° View Monitor†
- » 10 Speaker Bose Sound System
- » 360* camera viewing
- » Power Rear Tailgate
- » Leather Interior
- » Daytime Running Lights
- » Seat trim: Dark Russet nappa leather#
- » 7-inch TFT LCD multi-information meter display
- » Lane Departure Warning
- » Power Front Seats
- » Heads Up Display

POWERTRAIN

- » 2.0 litre in-line 4 cylinder 16 valve DOHC S-VT petrol (Skyactiv-G) engine with i-stop
- » Drivetrain: FWD
- » Fuel consumption (combined): 6.9L/100km*
- » Maximum power: 115kW @ 6,000rpm
- » Maximum torque: 200Nm @ 4,000rpm
- » Transmission: 6-speed auto (Skyactiv-Drive)



STAY INFORMED

The new 7-inch TFT LCD multi-information meter display is designed to minimise the amount of eye movement required to access key information. The centre meter changes to display the most relevant information in that moment.

SEE MORE

Four separate cameras deliver you a complete 360* view around Mazda CX-5, helping you detect objects nearby, minimise blind spots and avoid potential danger.

IMPRESSIVE SOUND

The 10-speaker Bose® audio system has been carefully placed around the cabin to ensure you enjoy studio quality audio.

*Fuel consumption figures are based on ADR 81/02 test results. They are useful in comparing the fuel consumption of different vehicles. They may not be the fuel consumption achieved in practice. This will depend on traffic and road conditions and how the vehicle is driven. †Driver assist technology only and should not be used in place of skilled and safe driving practices. It is the driver's sole responsibility to monitor vehicle surroundings and conditions and comply with all applicable laws at all times. #Leather interior includes some Maztex material on selected high impact surfaces.

SPECIFICATIONS

| Powertrain | | 2.0L I4 Petrol FWD |
|------------------------------|----------------------|--|
| Bore and stroke (mm) | | 83.5 x 91.2 |
| Compression ratio | | 13.0 : 1 |
| Drivetrain | | FWD |
| Emissions standard | | Euro stage 5 |
| Engine capacity (cc) | | 1,998 |
| Engine type | | 2.0 litre in-line 4 cylinder 16 valve DOHC S-VT petrol (Skyactiv-G) engine |
| Fuel consumption (L/100km)*: | Manual (combined) | 6.9 |
| | Manual (extra urban) | 6.0 |
| | Manual (urban) | 8.4 |
| | Auto (combined) | 6.9 |
| | Auto (extra urban) | 6.2 |
| | Auto (urban) | 8.1 |
| Fuel system | | Electronic direct injection |
| Fuel tank capacity (litres) | | 56 |

* Fuel consumption figures are based on ADR 81/02 test results. They are useful in comparing the fuel consumption of different vehicles. They may not be the fuel consumption achieved in practice. This will depend on traffic and road conditions and how the vehicle is driven.

SPECIFICATIONS

Powertrain (Cont.)

2.0L I4 Petrol FWD

| | | |
|---------------------------|-------------|-----------------------------------|
| Gear ratio | 1st | 3.552 |
| | 2nd | 2.022 |
| | 3rd | 1.452 |
| | 4th | 1.000 |
| | 5th | 0.708 |
| | 6th | 0.599 |
| | Reverse | 3.893 |
| | Final drive | 4.624 |
| Maximum power (kW @ rpm) | | 115 @ 6,000 |
| Maximum torque (Nm @ rpm) | | 200 @ 4,000 |
| Recommended fuel | | Unleaded (91RON or higher) or E10 |
| Throttle control | | Electronic (drive-by-wire) |
| Transmission: | Auto | 6-speed Skyactiv-Drive |

SPECIFICATIONS

Chassis and Powertrain Technologies

CORE & CORE+

| | |
|--|---|
| Automatic transmission drive selection (petrol only) | ● |
| Automatic transmission kickdown switch | ● |
| Electric Parking Brake with Auto Hold | ● |
| Electric power assist steering | ● |
| Hill Launch Assist (HLA) | ● |
| i-stop | ● |
| Off-Road Traction Assist | ● |
| Skyactiv-Body | ● |
| Skyactiv-Chassis | ● |

Weights and Capacities

CORE & CORE+

| | | |
|--------------------------------|--|-------|
| Cargo room volume VDA (litres) | | 442 |
| Cargo room volume VDA (litres) | | 1,342 |
| Gross Vehicle Mass (GVM) (kg) | 2.0L I4 Petrol FWD / 6-speed automatic | 2,025 |
| Kerb weight (kg) | 2.0L I4 Petrol FWD / 6-speed automatic | 1,559 |
| Payload Capacity (kg) | 2.0L I4 Petrol FWD / 6-speed automatic | 466 |
| Towing capacity (kg): | Braked | 1,800 |
| | Unbraked | 750 |
| Tow ball download maximum (kg) | | 150 |

● = Standard, – = Not available.

SPECIFICATIONS

Chassis

| | | CORE & CORE+ |
|----------------------------------|----------------|-------------------|
| Brake diameter (mm): | Front (petrol) | 297 |
| | Rear | 303 |
| Brake type: | Front | Ventilated disc |
| | Rear | Solid disc |
| Suspension: | Front | MacPherson strut |
| | Rear | Multi-link |
| Turning circle kerb to kerb (m): | | 11.0 |
| Tyre size | | 225/55 R19 |
| Tyre index | | 99V |
| Wheel size | | 19 x 7.0 J |
| Wheel type | | Alloy |
| Tyre size (spare) | | 185/80 R17 |
| Wheel size (spare) | | 17 x 5.5 T |
| Wheel type (spare) | | Temporary (Steel) |

Dimensions

| | | CORE & CORE+ |
|-------------------------------|-------|--------------|
| Ground clearance laden (mm) | | 193 |
| Ground clearance unladen (mm) | | 200 |
| Overall length (mm) | | 4,550 |
| Overall width (mm) | | 1,840 |
| Overall height (mm) | | 1,680 |
| Track (mm): | Front | 1,595 |
| | Rear | 1,595 |
| Wheelbase (mm) | | 2,700 |

SPECIFICATIONS

| Exterior | CORE | CORE+ |
|---|------|-------|
| Daytime running lamps (LED) | — | ● |
| Door handles (body coloured) | ● | ● |
| Exhaust extensions (chrome) | ● | ● |
| Front and rear bumpers (body coloured) | ● | ● |
| Front fog-lamps (LED) | ● | ● |
| Tinted side and rear windows | ● | ● |
| Headlamps (LED) | ● | ● |
| Headlamps auto on/off function | ● | ● |
| Power mirrors (body coloured) | ● | ● |
| Power mirrors (auto folding) | ● | ● |
| Power mirrors (electric folding) | ● | ● |
| Power windows | ● | ● |
| Rear spoiler | ● | ● |
| Remote operated power tailgate (open/close) | — | ● |
| Tail-lamps (LED) | ● | ● |
| Window demister (rear) | ● | ● |
| Wipers (front) 2-speed with rain-sensing function | ● | ● |
| Wiper (rear) with intermittent function | ● | ● |

● = Standard, — = Not available.

SPECIFICATIONS

| Interior | | CORE & CORE+ |
|---|---------------------------------------|--------------|
| 7-inch TFT LCD multi-information meter display | | ● |
| Active Driving Display (windscreen) | | ● |
| Air-conditioning (dual-zone climate control) with rear vents | | ● |
| Ambient temperature display | | ● |
| Cargo area 12 volt power outlet | | ● |
| Cargo area tonneau cover with 'Karakuri' up and down function | | ● |
| Centre armrest console | | ● |
| Critical function warning lights/chimes | | ● |
| Cruise Control | | ● |
| Cupholders | | ● |
| Door bottle holders (front and rear) | | ● |
| Glove box | | ● |
| Instrument panel light dimmer | | ● |
| Interior illumination: | Cargo room lamp (Incandescent) | ● |
| | Entry system with delayed fade | ● |
| | Map reading spot lamps (Incandescent) | ● |
| | Power window switches | ● |
| Interior release for fuel filler door | | ● |

● = Standard, — = Not available.

SPECIFICATIONS

Interior (Cont.)

CORE & CORE+

| | | |
|---|-----------------|---|
| Leather-wrapped: | Gear shift knob | ● |
| | Steering wheel | ● |
| One touch (up and down) power windows | | ● |
| Overhead sunglass storage box | | ● |
| Rear-view mirror with auto dimming function | | ● |
| Tachometer and electronic odometer/tripmeter | | ● |
| Tilt and telescopic adjustable steering wheel | | ● |
| Trip computer | | ● |
| Vanity mirrors (front) | | — |
| Vanity mirrors (front) with illumination | | ● |

● = Standard, — = Not available.

SPECIFICATIONS

| Infotainment | CORE | CORE+ |
|---|------|-------|
| 8-inch full colour touch screen display (MZD Connect) | ● | ● |
| AM/FM tuner | ● | ● |
| Apple Car Play® and Android® Auto | ● | ● |
| Auxiliary-audio input jack (3.5mm mini-stereo) | ● | ● |
| Bluetooth® hands-free phone and audio capability [§] | ● | ● |
| Multi-function commander control | ● | ● |
| Premium Bose® 10 Speaker System | – | ● |
| High Quality 6 Speaker System | ● | – |
| Steering wheel-mounted audio controls | ● | ● |
| USB-audio input ports (iPod compatible) | ● | ● |

● = Standard, – = Not available.

SPECIFICATIONS

| Safety and Security | | CORE | CORE+ |
|--|------------------------------|------|-------|
| 360° View Monitor† | | – | ● |
| Adaptive Front-lighting System (AFS)† | | ● | ● |
| Advanced keyless entry | | ● | ● |
| Advanced keyless push-button engine start | | ● | ● |
| Airbags SRS: | Front (driver and passenger) | ● | ● |
| | Side (front) | ● | ● |
| | Curtain (front and rear) | ● | ● |
| Anti-lock Braking System (ABS) | | ● | ● |
| Auto Door Lock | | ● | ● |
| Blind Spot Monitoring (BSM) | | – | ● |
| Childproof rear door locks | | ● | ● |
| Dynamic Stability Control (DSC) | | ● | ● |
| Electronic Brake-force Distribution (EBD)† | | ● | ● |
| Engine immobiliser | | ● | ● |
| High mount stop lamp | | ● | ● |
| Intrusion-minimising brake pedal | | ● | ● |
| ISOFIX child restraint anchor points and top tethers | | ● | ● |
| Lane Departure Warning (LDW) | | – | ● |
| | | | |

● = Standard, – = Not available.

SPECIFICATIONS

| Safety and Security (Cont.) | CORE | CORE+ |
|--|------|-------|
| Parking sensors (front) | – | ● |
| Parking sensors (rear) | ● | ● |
| Remote central locking (2 transmitters) | ● | ● |
| Reverse camera | ● | ● |
| Seat-belt warning (front and rear) | ● | ● |
| Seat-belts 3-point lap-sash (all seats) | ● | ● |
| Seat-belts (front) with pretensioners, load-limiters and height adjustable shoulder anchorages | ● | ● |
| Side impact door beams | ● | ● |
| Triple H safety construction with front and rear crumple zones | ● | ● |
| Tyre Pressure Monitoring System (TPMS) | ● | ● |
| Whiplash-minimising front seats | ● | ● |

● = Standard, – = Not available.

SPECIFICATIONS

| Seats | | CORE | CORE+ |
|-------------------|---|------|-------|
| Front seats with: | 2-position memory function (driver) | – | ● |
| | 10-way power adjustment (driver) | – | ● |
| | Adjustable head restraints | ● | ● |
| | Height adjustment | ● | ● |
| | Lumbar support adjustment (driver) | – | ● |
| | Rake and slide adjustment | ● | ● |
| | Seat back pockets | ● | ● |
| Rear seats with: | 40/20/40 split fold backrest | ● | ● |
| | Adjustable head restraints | ● | ● |
| | Centre fold down armrest with USB and storage | ● | ● |
| | Reclining function | ● | ● |

● = Standard, – = Not available.



For further information, visit mazda.co.tt or call us at (868)657-8541 and follow the prompts.

All specifications herein are subject to change without notice.