

MAZDA BT-50

ZOOM-ZOOM





THE COMPLETE PACKAGE

Reborn and rebuilt from the ground up, Brand-New Mazda BT-50 is here. A whole new level of versatility and performance has been achieved through a relentless pursuit of challenging what's possible. Innovation greets you at every turn with more features at your disposal than ever before. Bold, balanced, stylish and capable, Brand-New Mazda BT-50 truly is the complete package.

A BOLDER LEVEL OF DESIGN

The exterior design of Brand-New Mazda BT-50 is the first true expression of Mazda's Kodo Design language in a ute. The confident, planted stance projects strength, capability and uncompromising quality. The new two-tone alloy wheel design gives BT-50 a unique and striking look. LED headlamps punctuate the completely redesigned front grille while sculpted side panels draw the eye to the bold rear presence. There is also a full range of tough, functional and great looking accessories to add even more toughness and functionality.





CLASS-LEADING AND DRIVER-CENTRIC

Step inside the comfortable, spacious and durable cabin and you'll find yourself immersed in the highest quality Mazda design. Soft leather* seats wrap the driver and passenger alike with a sense of control and calm. An expansive and stylish centre console is further evidence of the exceptional quality and finish of the premium materials. Rear seat passengers are taken care of too, with a USB charging port and air-conditioning vents.

*Specific Trims. Speak to your Mazda Dealer for more information

3.0L 4x4 Automatic Shown





THE COMPLETE PERFORMANCE PACKAGE

Combining the latest technology, powerful performance and off-road capability, Brand-New Mazda BT-50 delivers unparalleled versatility and dependability. The tough and fuel efficient 3.0L 4-cylinder turbo diesel engine delivers 140kW of power and 450Nm of torque in both 6-speed auto or manual transmission. All this while using as little as just 7.7L/100km*, making it one of the most efficient pickups in the market. Backed up by a braked towing capacity of 3,500kg, a payload capability of up to 1,196kg and a host of features for the dedicated four-wheel driver, the complete package can bring anything and go anywhere.

* Fuel consumption figures are based on ADR 81/02 test results. They are useful in comparing the fuel consumption of different vehicles. They may not be the fuel consumption achieved in practice. This will depend on traffic and road conditions and how the vehicle is driven.



THE COMFORTS OF HOME, ON THE ROAD

RELAX IN MAZDA STYLE

Everything about BT-50 is carefully planned to relax, delight and make you feel right at home. The spacious cabin offers plenty of head-, shoulder- and legroom for all occupants to stretch out and get comfortable. And thorough noise control measures assure a quiet environment that encourages conversation.

A high-resolution touch* control display mounted at the centre of the dashboard gives you easy, intuitive control of the audio system as well as the extensive connectivity functions. And the new 8-speaker sound system* even features a pair of roof-mounted speakers for powerful, enveloping sound perfectly suited to a pickup truck. Finally, thoughtfully placed storage spaces including a second glove compartment let you keep everything neat yet close to hand.



The brilliant white light of the LED* high and low beams gives better visibility at night while consuming less power. The pared-back design and cylindrical shape contribute both depth and clarity, and help achieve Mazda's distinctive deep gaze.



BT-50's handsome instrument cluster locates two round analogue meters either side of a central multi-information display. The panel's surface finish is Mazda's characteristic deep, pure black to give a striking and sophisticated contrast with the analogue meters' silver rims and white lettering.



Air conditioning louvres have been added to the rear* of the cab, assuring rear-seat passengers of greater comfort, especially during long journeys.

The image shows the front interior of a Mazda car. The dashboard is dark with a large central touchscreen displaying a grid of app icons including Phone, Music, Maps, Messages, Now Playing, MAZDA, Podcasts, and Audiobooks. The steering wheel is leather-wrapped with the Mazda logo in the center and various control buttons. The center console features a gear shifter and handbrake. The background shows a view of a dirt road winding through a dense forest.

TECHNOLOGY AT THE CUTTING EDGE

The very latest in class-leading technology starts with the large 9-inch touch screen* display that puts it all at your fingertips. Intuitive smartphone connectivity, like Android™ Auto and wireless Apple CarPlay®§ keeps you connected to a world of functionality and entertainment. Connectivity information is also delivered to the instrument panel, helping you keep attention on the road. While the 8-speaker surround sound system*, which includes two innovative roof speakers, delivers powerful, crystal clear audio for you to enjoy.

§ Please check the compatibility of your device (particularly your mobile phone) with your Mazda Dealer as not all devices support connectivity or use all available features.

*Specific Trims. Speak to your Mazda Dealer for more information

COLOURS AND TRIMS

With a choice of seven body colours, and two interior trims, you can ensure your Brand-New Mazda BT-50 reflects your personality and taste.

INTERIOR TRIMS



Brown leather* (3.0L Only)




Black cloth



BODY COLOURS



Concrete Grey Mica




Gunblue Mica



Ice White Solid




Rock Grey Mica



Red Volcano Mica



Ingot Silver Metallic



True Black Mica

Leather interior includes some Maztex material on selected high impact surfaces.



CREW - CAB



LEATHER# SEATS (3.0L)

Enjoy the feeling of true quality and comfort that comes from being wrapped in the luxurious, deep brown leather seats.



9-INCH SCREEN (3.0L and 1.9L High Ride)

The intuitive high-resolution display allows you to control satellite navigation, Android™ Auto and Apple CarPlay®§ and other functionality with touch, swipe and pinch gestures.



ADVANCED KEYLESS ENTRY (3.0L and 1.9L High Ride)

When you're carrying the remote locking unit, you can enter your BT-50 simply by pressing a button on either front door.

Leather interior includes some Maztex material on selected high impact surfaces.

§ Please check the compatibility of your device (particularly your mobile phone) with your Mazda Dealer as not all devices support connectivity or use all available features.

CREW - CAB



ANDROID™ AUTO AND WIRELESS APPLE CARPLAY®§

Access your compatible smartphone's contacts, social media, music and more with voice control or via the intuitive touch screen.



CRUISE CONTROL

Adjust your vehicle speed to maintain a safe distance from the car ahead without using the pedals, ideal for those longer drives.



REVERSE CAMERA

At low speeds, the reverse camera provides you with a clear view of what's coming up behind, and alerts you as you near it.

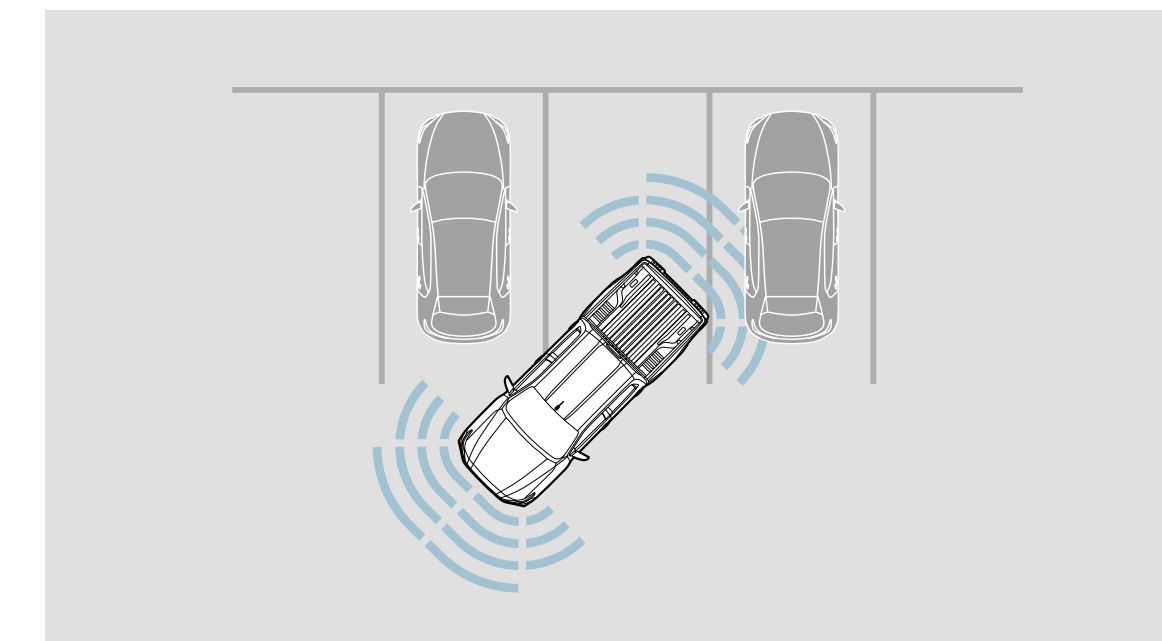
§ Please check the compatibility of your device (particularly your mobile phone) with your Mazda Dealer as not all devices support connectivity or use of these features.

^ Auto transmission only.



TUB LINER – DUAL CAB

Surface protection tailored to your BT-50. This durable liner is highly resistant to UV light and withstands exposure to chemicals like paint and fuel.



PARKING AID

Four ultrasonic sensors in the front and rear bumpers detect obstacles around the vehicle and warn the driver of their presence and distance via an alarm and an indicator in the multi-information meter display.



THE POWER TO PERFORM

BT-50 offers you the choice of two powerful, responsive and fuel-efficient diesel engines to perfectly match your individual needs wherever life or work takes you. On-road or off, both powerplants – 3.0L turbocharged and a 1.9L turbocharged – deliver the quiet, effortless performance that lets you confidently enjoy their unmatched versatility and dependability. Two transmissions are offered: a 6-speed manual with satisfyingly positive, precise shifting, and a 6-speed automatic that contributes to BT-50's excellent response and fuel economy. Four-wheel drive models are also available with an electromagnetic rear differential lock to instantaneously maximize drive power and enhance driveability over rough terrain.

MAZDA BT-50

MAJOR SPECIFICATIONS AND EQUIPMENT



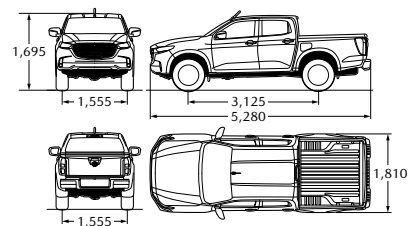
mazda

SPECIFICATIONS

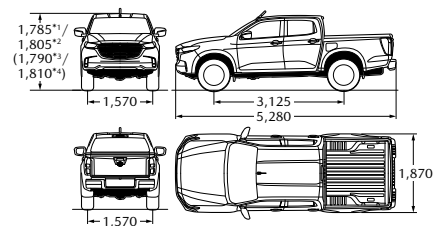
MODEL		MAZDA BT-50		
Drivetrain type		2WD	2WD Hi-Rider	4WD
Cabin type		Double Cab	Double Cab	Double Cab
DIMENSIONS & WEIGHTS				
Overall length	mm	5,280	5,280	5,280
Overall width	mm	1,810	1,870	1,870
Overall height (unladen)	with 195/R15C tyres	mm	1,695	—
	with 205/R16C tyres	mm	—	—
	with 255/65R17 tyres	mm	—	1,785 (1,805*1)
	with 265/60R18 tyres	mm	—	1,790 (1,810*1)
Wheelbase	mm	3,125	3,125	3,125
Tread	Front/rear	mm	1,555/1,555	1,570/1,570
Minimum ground clearance (unladen)	with 195/R15C tyres	mm	195	—
	with 205/R16C tyres	mm	—	—
	with 255/65R17 tyres	mm	—	235
	with 265/60R18 tyres	mm	—	240
Minimum turning radius (kerb-to-kerb)	m	6.1	6.25	6.25
Cargo-box length (at floor)	mm	1,571	1,571	1,571
Cargo-box width (at floor)	mm	1,120	1,120	1,120
Cargo-box height	mm	465	490	490
Gross vehicle weight	kg	2,700	2,700	2,800
Seating capacity		5	5	5

DIMENSIONS Unit: mm *1 With 255/65R17 tyres *2 With 255/65R17 tyres and roof rail *3 With 265/60R18 tyres *4 With 265/60R18 tyres and roof rail

Double Cab 2WD (The illustration shows 4WD model.)



Double Cab 4WD & 2WD Hi-Rider



The details and specifications described are subject to change without notice and may vary.

MAZDA BT-50

SPECIFICATIONS

MODEL		MAZDA BT-50			
Drivetrain type		2WD		4WD	
Engine type		Diesel		Diesel	
		RZ4E-TC		4J3-TCX	
		RZ4E-TC		RZ4E-TC	
ENGINE					
Type		In-line 4-cylinder 16-valve, turbocharged with intercooler		In-line 4-cylinder 16-valve, turbocharged with intercooler	
Displacement		cc 1,898		2,999	
Compression ratio		16.5:1		16.3:1	
Maximum output		ECE85 kW/rpm 110/3,600		110/3,600	
Maximum torque		ECE85 Nm/rpm 350/1,800-2,600		350/1,800-2,600	
Fuel injection		Common rail fuel injection system		Common rail fuel injection system	
Recommended fuel type		Diesel (cetane No. 51)		Diesel (cetane No. 51)	
Fuel tank capacity		L 76		76	
TRANSMISSION					
Type		6-speed manual		6-speed automatic	
Gear ratios		1st 4.942		3.600	
		2nd 2.686		2.090	
		3rd 1.527		1.488	
		4th 1.000		1.000	
		5th 0.749		0.687	
		6th 0.634		0.580	
		Reverse 4.597		3.732	
Final gear ratio		3.727		4.100 (3.727*1/3.909*1)	
				4.100	
				3.727	
STEERING					
Type		Rack and pinion		Rack and pinion	
Power steering type		Hydraulic Power Assist Steering		Hydraulic Power Assist Steering	
SUSPENSION					
Type		Double wishbone		Double wishbone	
Front					
Rear		Leaf springs		Leaf springs	
BRAKES					
Type		Ventilated discs		Ventilated discs	
Front					
Rear		Drums		Drums	

The details and specifications described are subject to change without notice and may vary.

SPECIFICATIONS

		4X2		4X4	
		Dual Cab M/T	Dual Cab High Ride A/T	Dual Cab M/T	Dual Cab A/T
Exterior Cargo box features:	Double wall construction	—	●	●	●
	Interior rope hooks (4)	—	●	●	●
	Lockable Centre tailgate release (body colour)	●	—	●	—
	Lockable Centre tailgate release (chrome)	—	●	—	●
Daytime running lamps (halogen)		—	—	—	—
Daytime running lamps (LED)		—	●	—	●
Door handles	Body Colour	●	—	●	—
	Chrome	—	●	—	●
Fog-lamps (front)		—	●	—	●
Freestyle door system		—	—	—	—
Fuel filler cap (lockable)		●	●	●	●
Headlamps (LED) with manual levelling		●	—	●	—
Headlamps (LED) with signature illumination and auto levelling		—	●	—	●
Metallic/mica paint		●	●	●	●
Mudflaps	Front	●	●	●	●
	Rear	—	●	●	●
Exterior mirrors	Body Colour	●	●	●	—
	Chrome	—	—	—	●
	With power adjustment	●	●	●	●
	With power folding function	—	●	—	●
With heating function		—	—	—	—
Power windows		●	●	●	●
Rear step bumper	Body colour	—	●	●	●
Side steps		—	●	—	●
Tailgate (lockable)		●	●	●	●
Under-body impact protection		●	●	●	●

● = Standard, — = Not available.

The details and specifications described are subject to change without notice and may vary.

SPECIFICATIONS

	4X2		4X4	
	Dual Cab M/T	Dual Cab High Ride A/T	Dual Cab M/T	Dual Cab A/T
Interior				
4-inch Colour LCD Multi Information Display	●	●	●	●
Air-conditioning	●	●	●	●
Air-conditioning (dual-zone climate control)	—	●	—	●
Ambient temperature display	●	●	●	●
Auxiliary 12 volt power outlet	●	●	●	●
Centre armrest console	●	●	●	●
Convenience hook (rear of passenger seat)	—	●	—	●
Critical function warning lights/chimes	●	●	●	●
Cruise Control	—	●	—	●
Cupholders	●	●	●	●
Door pockets	●	●	●	●
Driver's left footrest	●	●	●	●
Floor covering: Carpet	●	●	●	●
Glove box (upper)	●	●	●	●
Glove box (lower, lockable)	●	●	●	●
Headlamps auto on/off function	—	●	—	●
Instrument panel light dimmer	●	●	●	●
Interior illumination: Dome lamp	—	●	●	●
Map reading spot lamps	●	●	●	●
Decorated gear shift knob	—	●	—	●
Leather-wrapped Steering wheel	—	●	●	●
Low fuel warning light	●	●	●	●
One touch (up and down) power window (driver)	●	●	●	●
Overhead sunglass storage box	●	●	●	●
Passenger assist grips	●	●	●	●
Rear-view mirror with auto dimming function	—	●	—	●
Tachometer and electronic odometer/tripmeter	●	●	●	●
Tilt and reach adjustable steering wheel	●	●	●	●

● = Standard, — = Not available.

The details and specifications described are subject to change without notice and may vary.

	4X2		4X4	
	Dual Cab M/T	Dual Cab High Ride A/T	Dual Cab M/T	Dual Cab A/T
Interior				
Trip computer	●	●	●	●
Vanity mirror (driver)	●	●	●	●
Vanity mirror (front passenger)	●	●	●	●
Window demister (rear)	—	●	●	●
Wipers (front) 2-speed with rain-sensing function	●	●	●	●
USB Charging Port (front)	●	●	●	●
USB Charging Port (rear)	—	●	●	●

Seats

Front seat (driver bucket) with:	8-way power adjustment	—	●	—	●
	Adjustable head restraint	●	●	●	●
	Height adjustment	●	●	●	●
	Lumbar adjustment	—	●	—	●
Front seat (passenger bucket) with:	Rake and slide adjustment	●	●	●	●
	Adjustable head restraint	●	●	●	●
	Rake and slide adjustment	●	●	●	●
	Seat back pocket	—	●	●	●
Front seats with:	Seat back convenience hook	—	●	●	●
	Heating function	—	—	—	—
Rear seat (bench) with:	Adjustable head restraints	●	●	●	●
	Centre armrest	●	●	●	●
	60/40 foldable seat base and underseat storage	—	●	●	●
Seat trim:	Black cloth	●	●	●	—
	Brown leather	—	—	—	●

SPECIFICATIONS

	4X2		4X4	
	Dual Cab M/T	Dual Cab High Ride A/T	Dual Cab M/T	Dual Cab A/T
Infotainment				
7-inch full colour touch screen display	—	—	●	—
9-inch full colour touch screen display	—	●	—	●
AM/FM tuner with Radio Data System (RDS)	●	●	●	●
Apple Carplay® (wireless or USB) [§]	●	●	●	●
Android™ Auto (USB) [§]	●	●	●	●
DAB+ digital radio	●	●	●	●
Auxiliary audio input jack (3.5mm mini-stereo)	●	●	●	●
Bluetooth® hands-free phone and audio capability [§]	●	●	●	●
Satellite navigation	—	—	—	—
Speakers (2)	●	—	—	—
Speakers (4)	—	—	●	—
Speakers (6)	—	●	—	—
Speakers (8)	—	—	—	●
Steering wheel-mounted audio controls	—	●	●	●
USB-audio input port (iPod compatible) [§]	●	●	●	●

● = Standard, — = Not available.

§ Please check the compatibility of your device (particularly your mobile phone) with your Mazda Dealer as not all devices support connectivity or use all available features.

The details and specifications described are subject to change without notice and may vary.

SPECIFICATIONS

		4X2		4X4	
		Dual Cab M/T	Dual Cab High Ride A/T	Dual Cab M/T	Dual Cab A/T
Safety and Security					
Advanced keyless entry with push-button start		—	●	●	●
High Beam		●	●	●	●
Airbags SRS:	Curtain (front and rear)	—	—	●	●
	Curtain (front)	●	●	—	—
	Front (driver and passenger)	●	●	●	●
	Side (front)	●	●	●	●
	Farside (driver)	●	●	●	●
	Knee (driver)	●	●	●	●
Alarm		●	●	●	●
Anti-lock Braking System (ABS)		●	●	●	●
Childproof rear door locks		—	—	●	●
Dynamic Stability Control (DSC) [†]		●	●	●	●
Electronic Brake-force Distribution (EBD)		●	●	●	●
Engine immobiliser		●	●	●	●
High mount stop lamp		●	●	●	●
Hill Descent Control (HDC) [†]		●	●	●	●
Hill Launch Assist (HLA) [†]		●	●	●	●
Intelligent Speed Limiter (ISL) [†]		●	●	●	●
Intrusion-minimising brake pedal		●	●	●	●
ISOFIX child restraint anchor points			●	●	●

		4X2		4X4	
		Dual Cab M/T	Dual Cab High Ride A/T	Dual Cab M/T	Dual Cab A/T
Safety and Security					
Locking Rear Differential (LRD) – switchable on/off			—	—	—
Parking Sensors – Front		—	●	—	●
Parking Sensors – Rear		—	●	●	●
Remote central locking (2 transmitters)		●	●	●	●
Reverse camera		●	●	●	●
Roll Over Protection (ROP) [†]		●	●	●	●
Seat-belt warning with occupant detection sensor		●	●	●	●
Seat-belts 3-point lap-sash (all seats)		●	●	●	●
Seat-belts (front) with:	Height adjustable shoulder anchorages	●	●	●	●
	Pretensioners and load-limiters	●	●	●	●
Seat-belts (rear outside) with:	Fixed height shoulder anchorages	●	●	●	●
	Pretensioners and load-limiters	●	●	●	●
Seat-belts (rear centre) with:	Fixed height shoulder anchorages	●	●	●	●
Secondary Collision Reduction		●	●	●	●
Side impact door beams		●	●	●	●
Traction Control System (TCS) [†]		●	●	●	●

● = Standard, — = Not available.

The details and specifications described are subject to change without notice and may vary.



Mazda Trinidad & Tobago
@mazdatnt
www.mazda.co.tt

CONTACT US

Monday-Friday: 7:45AM - 4:30PM

Saturday: 8AM - 12PM

San Fernando: 16-18 Ciperó Road, San Fernando

Tel: (868)-657-8541

Port of Spain: 14-16 Tragarete Road, Port of Spain

Tel: (868)-627-5623

Tobago: Jones Motors: Highmoor, Plymouth Road, Scarborough, Tobago.

Tel: (868)-639-5511