



MAZDA CX-30

ZOOM-ZOOM





A NEW DIMENSION OF LUXURY


It's the newest member of the Mazda family - a perfectly sized small SUV, surprisingly spacious and unique in every way. All-New Mazda CX-30 will challenge everything you expect a small SUV to be.

Sleek and bold in its design, faultlessly crafted and totally luxurious, drivers will love the exciting performance while all passengers will appreciate the ambience of the whisper quiet cabin.



YOUR PERFECT SIZE


Sitting perfectly between the small Mazda CX-3 and the medium Mazda CX-5, All-New Mazda CX-30 offers new dimensions perfectly suited to drivers looking for an agile SUV with a comfortable amount of space.



Model	CX-3	CX-30	CX-5
Overall Length (mm)	4,275	4,395	4,550
Overall Height (mm)	1,535	1,540	1,680
Overall Width (mm)	1,765	1,795	1,840
Cargo Space (VDA) Litres	264	317	442

DESIGN IN A CLASS OF ITS OWN

Sleek, beautiful proportions that deliver a sense of vitality and movement, All-New Mazda CX-30 represents a design aesthetic reminiscent of a work of art. The bold stance of an SUV is coupled with a flowing beauty that reflects light and shadow in a stunning and unique way, evolving and changing the exterior appearance depending on the time, the seasons and its movement.





LUXURY WITH ROOM TO MOVE

The perfect use of space is no more evident than in the cabin. A sense of oneness envelops the driver with everything close at hand. In contrast, there is a sense of clean open space.

Interior details, beautiful finishes and quality materials greet you at every turn. From the perfect seating position to the angles of the screen and air vents, the human-centric design of the cabin leaves nothing to chance. There's ample luggage space too with a generous 317L of space in the boot.

TECHNOLOGY ON POINT

Every piece of technology within All-New Mazda CX-30 has been designed to provide drivers with confidence and ease of operation, while helping them enjoy their drive. The brilliant full-colour Active Driving Display relays only the most relevant information in a simple fashion, allowing for a more effortless driving experience. The latest in connectivity, including the new Mazda Connect system, is displayed in stunning clarity via the 8.8-inch widescreen display, with Apple CarPlay[®] and Android[®] Auto[®] as standard.





SAFETY WITHOUT COMPROMISE

True peace of mind is built into every All-New Mazda CX-30 with a number of key safety features as standard across the range. A high concentration of ultra-high tensile steel helps reinforce the chassis, while a newly developed knee airbag for the driver, designed to suppress forward motion, also comes as standard.

A FEAT OF ENGINEERING

The Mazda CX-30 employs new electric technology, replacing the alternator and starter motor with an Integrated Starter Generator (ISG), which captures energy that would normally be wasted during braking. This electrified energy is stored in a lithium-ion battery and then used to power electrical systems and assist the engine under acceleration. The result is improved efficiency and a smoother driving experience.

Mazda Engineers have also achieved a major engineering triumph in the automotive, internal combustion engine world. Mazda has designed the world's first Spark Controlled Compression Ignition (SPCCI) which combines the fuel-efficiency of a diesel with the power and driveability of a petrol engine. This engine switches seamlessly between conventional spark ignition and a compression ignition mode where a lean fuel-air mix is compressed so it combusts more efficiently – releasing fewer emissions than a conventional engine. This will be included in future Mazda models.





PERFORMANCE THAT EXCITES

All-New Mazda CX-30 has been developed with strict adherence to the Japanese philosophy of 'Jinba-ittai', or 'horse and rider as one'. This innate sense of responsiveness is translated by our Mazda engineers into a driving experience like no other. Mazda's driving dynamics offer unprecedented levels of confidence-inspiring controllability in various situations such as high-speed lane changes and on slippery roads. The 2.0L Skyactiv-G petrol engine delivers dynamic performance and impressive fuel economy.




INTRODUCING POLYMETAL GREY METALLIC

Fusing the hard appearance of metal with a glossy smoothness, the newly developed Polymetal Grey changes colour depending on the light, accentuating beautiful lines of the bodywork.


BODY COLOURS




Snowflake White Pearl Mica




Sonic Silver Metallic




Polymetal Grey Metallic




Soul Red Crystal Metallic




Machine Grey Metallic



Titanium Flash Mica




Deep Crystal Blue Mica



Jet Black Mica

INTERIOR TRIMS



Black cloth (Pure)



CX-30 CORE FEATURES

- » 16-inch alloy wheels
- » 7-inch TFT LCD multi-information meter display
- » 8.8-inch widescreen colour display (Mazda Connect)
- » Push-button engine start
- » Airbags SRS (7): front (driver and passenger), side (front), knee (driver) and curtain (front and rear)
- » Air-conditioning
- » Apple CarPlay® and Android® Auto
- » Audio system with: AM/FM tuner, 8 speakers
- » Bluetooth® (hands-free compatible)
- » Bluetooth® audio (MP3 compatible)
- » Cruise control
- » Electric parking brake with Auto Hold
- » Headlamps (LED) with auto on/off function
- » Keyless Entry
- » Multi-function Command Control knob
- » Exterior mirrors with power adjustment
- » Exterior mirrors with auto folding function
- » Exterior mirrors with Indicator light
- » Power windows with auto up/down (all windows)
- » Overhead sunglass storage box
- » Reverse camera
- » Seat trim: Cloth
- » Seats (rear) with: 60/40 split-fold backrest
- » Tilt and telescopic adjustable steering wheel
- » Multi-function Steering Wheel
- » Wiper (rear) with intermittent function
- » Wipers (front) 2-speed with rain-sensing function
- » Rear-view mirror with auto dimming function

POWERTRAIN

- » Skyactiv-G
- » 2.0 litre in-line 4 cylinder 16 valve DOHC S-VT petrol with i-stop
- » 6 Sspeed automatic transmission (Skyactiv-Drive)
- » 121kW @ 6,000rpm
- » 213Nm @ 4,000rpm
- » FWD
- » Automatic

Safety technologies and driver-assistance features do not replace the driver's judgement, and should not be used in place of skilled and safe driving practices. It is the driver's sole responsibility to monitor vehicle surroundings and conditions and comply with all applicable laws at all times. Fuel consumption figures are useful in comparing the fuel consumption of different vehicles. They may not be the fuel consumption achieved in practice. This will depend on traffic, road conditions and how the vehicle is driven.



CX-30 CORE+ FEATURES – ADDITIONAL TO CORE

- » 18-inch alloy wheels
- » Air-conditioning (dual-zone climate control) with rear vents
- » Full auto A/C
- » Overhead sunglasses storage box
- » Paddle shift gear control
- » Leather-wrapped: gear shift knob and steering wheel
- » Daytime Running Light
- » Smart Keyless Entry
- » Blind Spot Monitoring
- » Reverse Sensors

POWERTRAIN

- » Skyactiv-G
- » 2.0 litre in-line 4 cylinder 16 valve DOHC S-VT petrol with i-stop
- » 6 Speed automatic transmission (Skyactiv-Drive)
- » 121kW @ 6,000rpm
- » 213Nm @ 4,000rpm
- » FWD
- » Automatic



TAKE TOTAL CONTROL

The paddleshift gear control means you can control your gears for a more exciting drive.



EVERYBODY COMFORTABLE

Everyone can enjoy a comfortable cabin environment all year round with dual-zone climate control and rear vents.



LOOK THE PART

18-inch alloy wheels not only look dynamic, they also add to the already superb ride and handling.

SPECIFICATIONS

Powertrain		Skyactiv-G 2.0 2.0L Petrol FWD
Bore and stroke (mm)		83.5 x 91.2
Compression ratio		13.0 : 1
Drivetrain		FWD
Emissions standard		Euro stage 5
Engine capacity (cc)		1,998
Engine type		2.0 litre in-line 4 cylinder 16 valve DOHC S-VT petrol (Skyactiv-G) with i-stop
Fuel consumption (l/100km)*:	Auto (combined)	6.5
	Auto (extra-urban)	5.6
	Auto (urban)	8.0
Fuel system		Electronic direct injection
Fuel tank capacity (litres)		51
Gear ratio – Auto:	1st	3.552
	2nd	2.022
	3rd	1.347
	4th	1.000
	5th	0.745
	6th	0.599
	Reverse	3.052
	Final drive	4.095

Fuel consumption figures are useful in comparing the fuel consumption of different vehicles. They may not be the fuel consumption achieved in practice. This will depend on traffic, road conditions and how the vehicle is driven.

SPECIFICATIONS

Powertrain (continued)

Maximum power (kW @ rpm)	114kW @ 6,000rpm
Maximum torque (Nm @ rpm)	200Nm @ 4,000rpm
Recommended fuel	Unleaded or E10 (91RON or higher)
Throttle control	Electronic (drive-by-wire)
Transmission:	Auto 6-speed auto Skyactiv-Drive

Skyactiv-G 2.0 2.0L Petrol FWD

Dimensions

Ground clearance laden (mm)	175	
Overall length (mm)	4,395	
Overall width (mm)	1,795	
Overall height (mm)	1,540	
Track (mm):	Front	1,565
	Rear	1,565
Wheelbase (mm)	2,655	

Core and Core+

SPECIFICATIONS

Chassis		CORE	CORE+
Brake diameter (mm):	Front	295	
	Rear	265	
Brake type:	Front	Ventilated disc	
	Rear	Solid disc	
Steering type		Electric power assist steering	
Suspension:	Front	MacPherson strut	
	Rear	Torsion beam	
Turning circle kerb to kerb (m)		10.6	
Tyre size		215/65R16	215/55R18
Tyre index		98H	
Wheel size		16x6.5J	18x7J
Wheel type		Alloy	
Tyre size (spare)		T135/80D17	
Wheel type (spare)		Temporary (steel)	

Weights and Capacities		CORE	CORE+
		FWD	FWD
Cargo room volume VDA (litres)		317	
Kerb weight (kg):		1,442	1,442
Towing capacity (kg):	Braked	1,200kg	
	Unbraked	600kg	
Tow-ball download maximum (kg)		80kg	

SPECIFICATIONS

Exterior	CORE	CORE+
Daytime running lamps (LED)	—	●
Door handles (body coloured)	●	●
Exhaust extension (chrome)	●	●
Green-tinted (UV cutting) windscreen, side and rear windows	●	●
Headlamps (LED)	●	●
Headlamps auto on/off function	●	●
Exterior mirrors with power adjustment	●	●
Exterior mirrors with auto folding function	●	●
Power windows with auto up/down (all windows)	●	●
Rear spoiler	●	●
Tail-lamps (LED)	●	●
Window demister (rear)	●	●
Wipers (front) 2-speed with rain-sensing function	●	●
Wiper (rear) with intermittent function	●	●
Rim Size	16"	18"

● = Standard, — = Not available.

Safety technologies and driver-assistance features do not replace the driver's judgement, and should not be used in place of skilled and safe driving practices. It is the driver's sole responsibility to monitor vehicle surroundings and conditions and comply with all applicable laws at all times.

SPECIFICATIONS

Seats		CORE	CORE+
Seat trim:	Black cloth	●	●
Front seats with:	Adjustable head restraints	●	●
	Height adjustment (driver)	●	●
	Height adjustment (passenger)	●	●
	Rake and slide adjustment	●	●
	Seat back pocket (passenger)	●	●
Rear seats with:	60/40 split fold backrest	●	●
	Adjustable head restraints	●	●
	Centre fold down armrest	●	●

● = Standard, — = Not available.

SPECIFICATIONS

Interior	CORE	CORE+
Active Driving Display	●	●
Air-conditioning	Manual	Auto
Air-conditioning (dual-zone climate control) with rear vents	—	●
Ambient temperature display	●	●
Centre armrest console with tray	●	●
Critical function warning lights/chimes	●	●
Cruise control	●	●
Cupholders	●	●
Door bottle holders (front and rear)	●	●
Electric Parking Brake with Auto Hold	●	●
Glove box	●	●
Instrument panel light dimmer	●	●
Interior illumination:	Cargo room lamp	●
	Entry system with delayed fade	●
	Map reading spot lamps	●
Leather-wrapped:	Gear shift knob	●
	Steering wheel	●
One touch (up and down) power windows (all)	●	●
Overhead sunglass storage box	●	●
Paddle shift gear control	—	●

● = Standard, — = Not available.

Safety technologies and driver-assistance features do not replace the driver's judgement, and should not be used in place of skilled and safe driving practices. It is the driver's sole responsibility to monitor vehicle surroundings and conditions and comply with all applicable laws at all times.

SPECIFICATIONS

Interior	CORE	CORE+
Rear-view mirror with auto dimming function	●	●
Tachometer and electronic odometer/ tripmeter	●	●
Tilt and telescopic adjustable steering wheel	●	●
Trip Computer	●	●
Vanity mirrors (front)	●	●
Vanity mirrors (front) with illumination	●	●

Infotainment	CORE	CORE+
8.8-inch widescreen colour display (Mazda Connect)	●	●
AM/FM tuner	●	●
Apple CarPlay ^{®s} and Android [®] Auto ^s	●	●
Bluetooth [®] hands-free phone and audio capability ^s	●	●
Multi-function commander control	●	●
Speakers (8)	●	●
Steering wheel-mounted audio controls	●	●
USB-audio input port (iPod [®] compatible)	●	●

● = Standard, — = Not available.

Safety technologies and driver-assistance features do not replace the driver's judgement, and should not be used in place of skilled and safe driving practices. It is the driver's sole responsibility to monitor vehicle surroundings and conditions and comply with all applicable laws at all times.

SPECIFICATIONS

Safety and Security	CORE	CORE+
Advanced keyless push-button engine start	●	●
Airbags SRS (7):	Front (driver and passenger)	●
	Side (front)	●
	Curtain (front and rear)	●
	Knee (driver)	●
Anti-lock Braking System (ABS)	●	●
Blind Spot Monitoring (BSM)	—	●
Childproof rear door locks	●	●
Dynamic Stability Control (DSC)	●	●
Electronic Brake-force Distribution (EBD)	●	●
Emergency Brake Assist (EBA)	●	●
Engine immobiliser	●	●
High Beam Control (HBC)	●	●
High mount stop lamp	●	●
Hill Launch Assist (HLA)	●	●
ISOFIX child restraint anchor points and top tethers	●	●

● = Standard, — = Not available.

Safety technologies and driver-assistance features do not replace the driver's judgement, and should not be used in place of skilled and safe driving practices. It is the driver's sole responsibility to monitor vehicle surroundings and conditions and comply with all applicable laws at all times.

SPECIFICATIONS

Safety and Security	CORE	CORE+
Left-hand-side convex (wide angle) exterior mirror	●	●
Parking sensors (rear)	●	●
Remote central locking	●	●
Reverse camera	●	●
Seat-belt warning (front and rear)	●	●
Seat-belts (front) with pretensioners, load-limiters and height adjustable shoulder anchorages	●	●
Seat-belts 3-point lap-sash (all seats)	●	●
Side impact door beams	●	●
Traction Control System (TCS)	●	●
Triple H safety construction with front and rear crumple zones	●	●
Tyre Pressure Monitoring System (TPMS)	●	●
Whiplash-minimising front seats	●	●
Central Trunk Lock	●	●

● = Standard, — = Not available.

Safety technologies and driver-assistance features do not replace the driver's judgement, and should not be used in place of skilled and safe driving practices. It is the driver's sole responsibility to monitor vehicle surroundings and conditions and comply with all applicable laws at all times.



Mazda Trinidad & Tobago
@mazdatnt
www.mazda.co.tt

CONTACT US

Monday-Friday: 7:45AM - 4:30PM

Saturday: 8AM - 12PM

San Fernando: 16-18 Ciperó Road, San Fernando

Tel: (868)-657-8541

Port of Spain: 14-16 Tragarete Road, Port of Spain

Tel: (868)-627-5623

Tobago: Jones Motors: Highmoor, Plymouth Road, Scarborough, Tobago.

Tel: (868)-639-5511

Directions: San Fernando Port Of Spain Tobago